

Your Community Epidemiology Team!

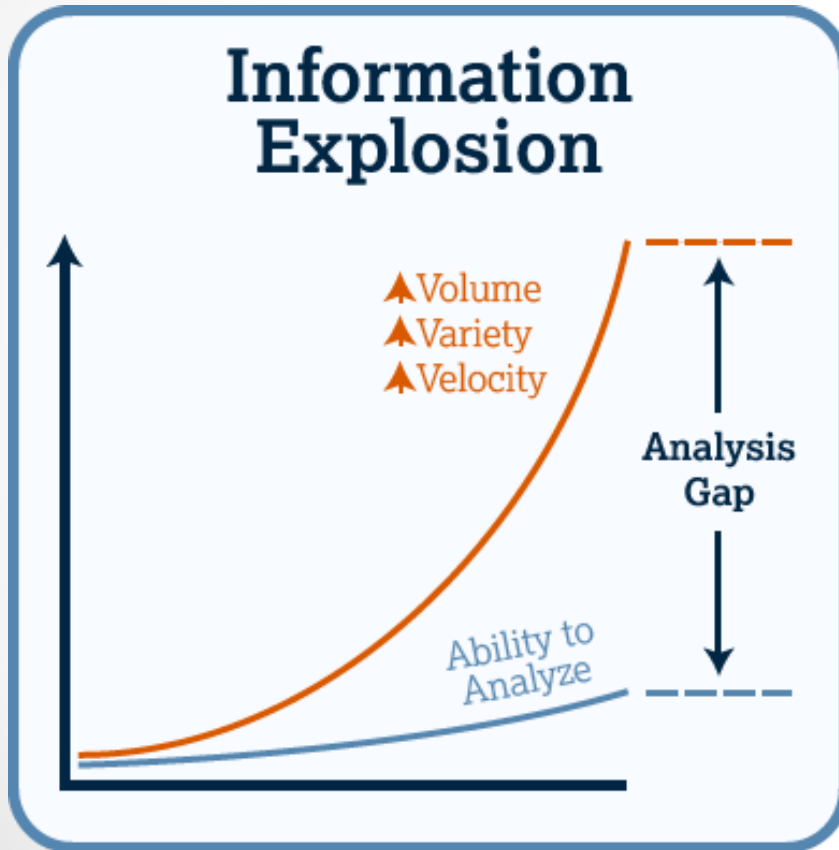
How does Epi relate to your work?

And

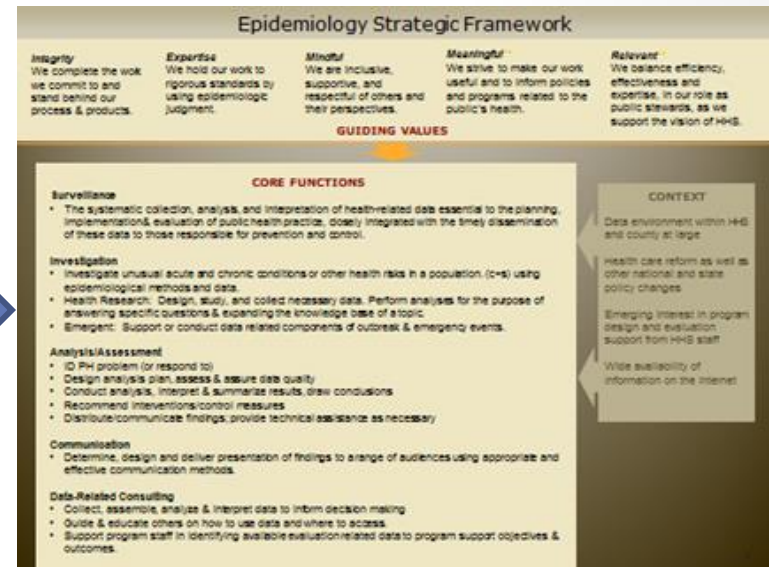
How to use your Epi Team



It's a New World with Data!

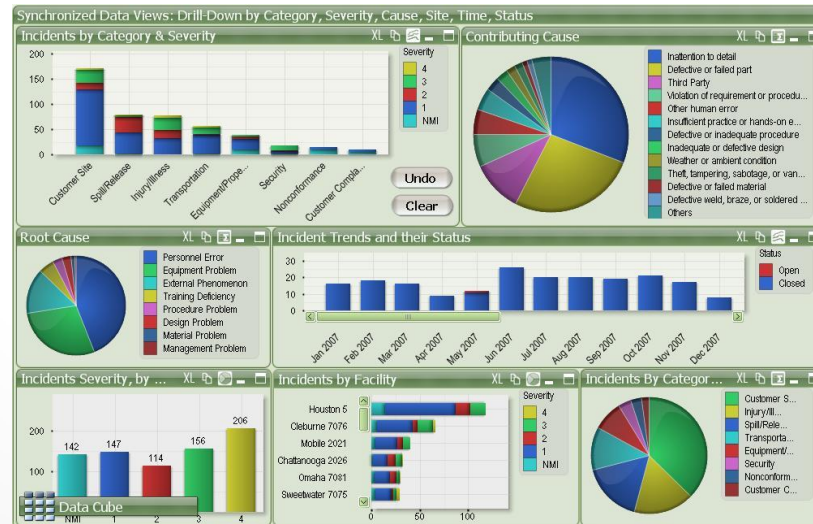


Epi Program Response



Data Improvements for YOU

- Reports tailored to your requests
- Single website data repository
 - Healthymarin.org
- Easy Data sources – to help get you to the best quality and easiest websites to navigate



How to access data: HealthyMarin.org Report Center

- Content
 - Epidemiology Program fact sheets, data summaries, data tables
 - HHS reports (e.g., HEAL, Aging)
 - External reports
- Demonstration

HealthyMarin.org/reportcenter

How to access data: User Friendly Data Sources

- Purpose
- Topic-based
- Sources you can access
 - Online databases
 - Indicators
 - Reports
- FAQs: interpretation
- Demonstration

HealthyMarin.org/easydata



How to Access your Epi Team

- Data Request Form
- Now Online!
- Search: Data request form
- Marinhhs.org/datarequest

MARIN HEALTH & HUMAN SERVICES
Health, Well-being & Safety

Data Request Form

Instructions: This form is intended for use by Marin County Department of Health and Human Services (HHS) Epidemiology Program for data collection requests. By submitting this data request, I agree to the following provisions: All publications using the data provided must acknowledge the County of Marin Epidemiology Program. Please contact the HHS Epidemiology Program (415.473.4077 / marinepi@marincounty.org) if you have any questions about the use of this form.

Requestor's Information			
Requestor's Name			
Organization or Division			
Telephone Number		Date of Request	
Email		Date Needed by	

Health Topic(s) - obesity, births, etc.

<input type="checkbox"/>		<input type="checkbox"/>	
<input type="checkbox"/>		<input type="checkbox"/>	
<input type="checkbox"/>		<input type="checkbox"/>	

Categories of Interest (check all that apply)

<input type="checkbox"/> Race/Ethnicity	<input type="checkbox"/> Gender
<input type="checkbox"/> Age Groups	<input type="checkbox"/> Other (specify):

What questions are you trying to answer?

1) _____

2) _____

Would like to discuss _____

Purpose of Data Request (check all that apply)

<input type="checkbox"/> Advocacy	<input type="checkbox"/> Program Planning/Evaluation
<input type="checkbox"/> Grant application	<input type="checkbox"/> Report/Journal Article
<input type="checkbox"/> Internal HHS department use only	<input type="checkbox"/> Research
<input type="checkbox"/> Presentation	<input type="checkbox"/> Other (specify):

Data Time Period Requested (month/year or year)

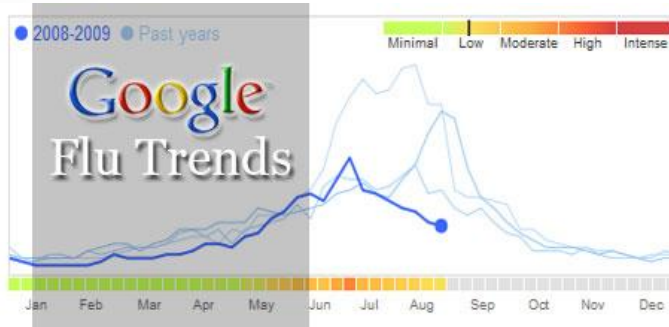
<input type="checkbox"/> Multiple years: _____
<input type="checkbox"/> Single-year period: _____
<input type="checkbox"/> Other (specify): _____

How are you going to use this information?

Additional Instructions

Doc. No. HH 5-C-043 Page 1 of 1
March 7, 2012

Moving into the Future



5554.titanium_12_HVGA

WheresFlu™ from Theraflu®

WheresFlu™ from the makers of Theraflu

About ▶

See how your area compares to the most active common cold and seasonal flu areas.

YOUR LOCATION

YOUR ZIP CODE Go

Richmond Vallejo Concord Stockton
San Francisco Oakland Tracy
Hayward
Sunnyvale Fremont
San Jose
Santa Cruz Modesto Turlock Merced

SAVE NOW - Get \$2.00 off the purchase of any Theraflu® product - [CLICK HERE](#)

Back Your asthma

Map Charts Events

Asthma map 7 days 30 days All

Map: Inhaler use Symptoms

Heat Map Point Map

Common locations

- Home 50%
- Work 13%
- School 12%
- Other 25%

Inhaler Usage Map & Details

March 8-14, 2009

Traffic More Map Satellite Terrain

Inhaler Usage Report

May 3-20, 2009

	Sun	Mon	Tue	Wed	Thurs	Fri	Sat
Daytime vs Night Usage*	100%	100%	100%	100%	100%	100%	100%
Usage days during this week	4 days						
Usage at nighttime	0 days						
Usage during previous week	1 days						
Use in the last 30 days	5 days *						
Community average this week	6 days						

Select: All Daytime, Nighttime

Date Time Closest Address

Mar 14 2:04 am 113 Via Vicini

Your usage has exceeded national guidelines for the last week. You should expect to have symptoms on two or fewer days. Please contact your physician to discuss your usage with him or her and urge you might be able to improve your management.