

# Adult Full Service Partnerships (FSP) FY14-15

From July 1, 2014 to June 30<sup>th</sup>, 2015 there were 176 adult partners served by Marin County Full Service Partnerships (FSP).

	Goal FY14-15	FY14-15
ODYSSEY	80	74
HOPE	50	53
STAR	50	49
<b>TOTAL</b>	<b>180</b>	<b>176</b>

# Adult FSP Services FY14/15

Program	#of Unique Client	# of Svcs
HOPE CM	54	1561
HOPE Medication	60	1276
HOPE Senior Peer Counseling	14	50
<b>HOPE Total</b>	<b>70</b>	<b>2887</b>

Program	#of Unique Client	# of Svcs
STAR	54	1785
STAR (Bon Air)	54	736
STAR (CAM)	20	349
STAR (Integrated Community Services)	27	700
STAR Medication	43	1153
<b>STAR Total</b>	<b>54</b>	<b>2938</b>

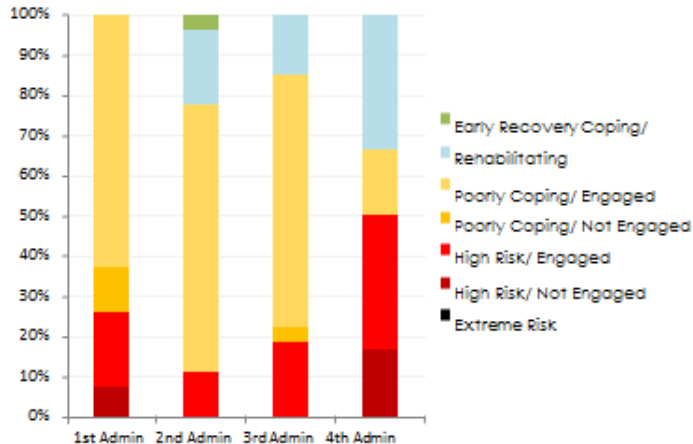
Program	#of Unique Client	# of Svcs
Odyssey	80	4422
Odyssey (Bon Air)	73	2152
Odyssey (CAM)	46	1412
Odyssey (Integrated Community Services)	30	465
Odyssey (Marin Housing Authority)	27	393
Odyssey Medication (Bon Air)	73	1823
<b>ODYSSEY Total</b>	<b>80</b>	<b>6245</b>

# Sample Outcomes: Milestones of Recovery Scale (MORS)

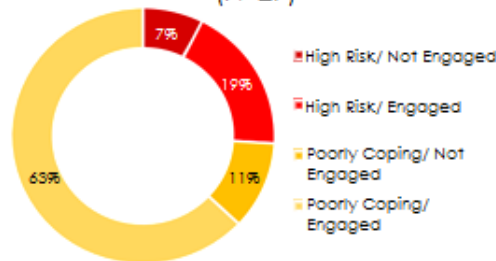
## MORS Report FY 14-15

Clients with 4 administrations

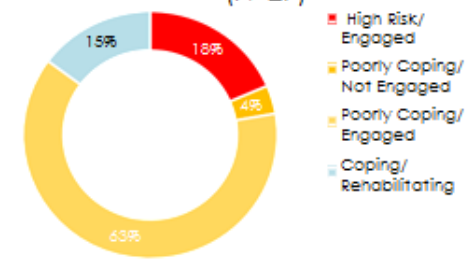
Condition (Score)	#of Client 1st Admin	#of Client 2nd Admin	#of Client 3rd Admin	#of Client 4th Admin
Extreme Risk	0	0	0	0
High Risk/ Not Engaged	2	0	0	1
High Risk/ Engaged	5	3	5	2
Poorly Coping/ Not Engaged	3	0	1	0
Poorly Coping/ Engaged	17	18	17	1
Coping/ Rehabilitating	0	5	4	2
Early Recovery	0	1	0	0



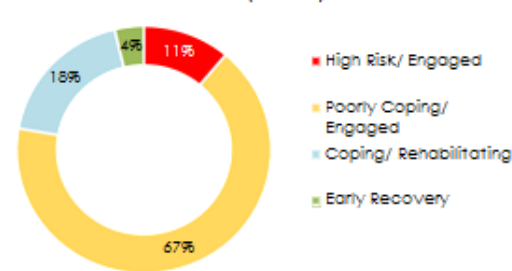
MORS: First Administration  
(N=27)



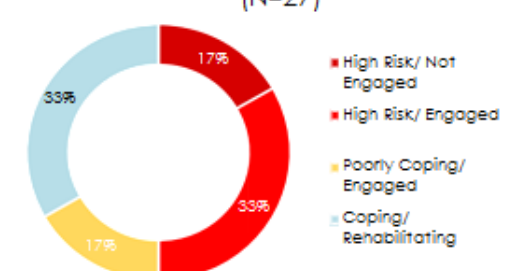
MORS: Third Administration  
(N=27)



MORS: Second Administration  
(N=27)



MORS: Fourth Administration  
(N=27)



\*Note: There are 38 clients who have completed 4 MORS within FY14-15; out of these 38, 27 people scored the first administration (baseline) lower than 5 (Condition: Extreme Risk - Poorly Coping/ Engaged)

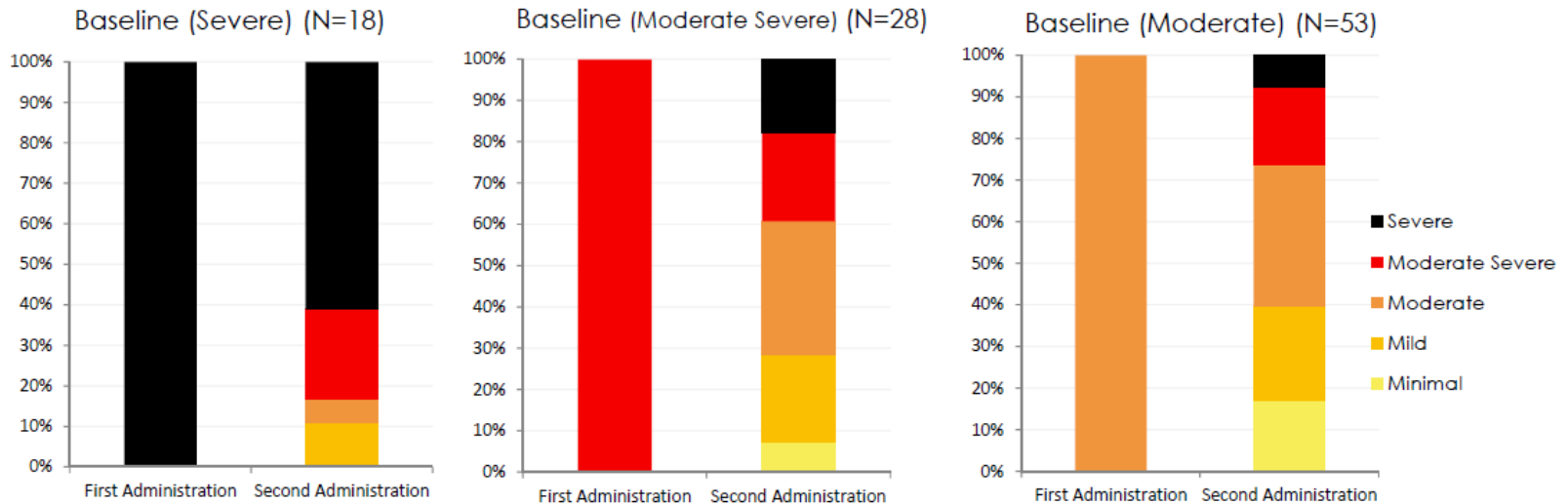
# Sample Outcomes: PHQ-9 Report

## PHQ-9 Report FY14-15 (2 Administrations)

<b>Baseline (Severe)</b>	Minimal	Mild	Moderate	Moderate Severe	Severe
First Administration	0	0	0	0	18
Second Administration	0	2	1	4	11

<b>Baseline (Moderate Severe)</b>	Minimal	Mild	Moderate	Moderate Severe	Severe
First Administration	0	0	0	28	0
Second Administration	2	6	9	6	5

<b>Baseline (Moderate)</b>	Minimal	Mild	Moderate	Moderate Severe	Severe
First Administration	0	0	53	0	0
Second Administration	9	12	18	10	4

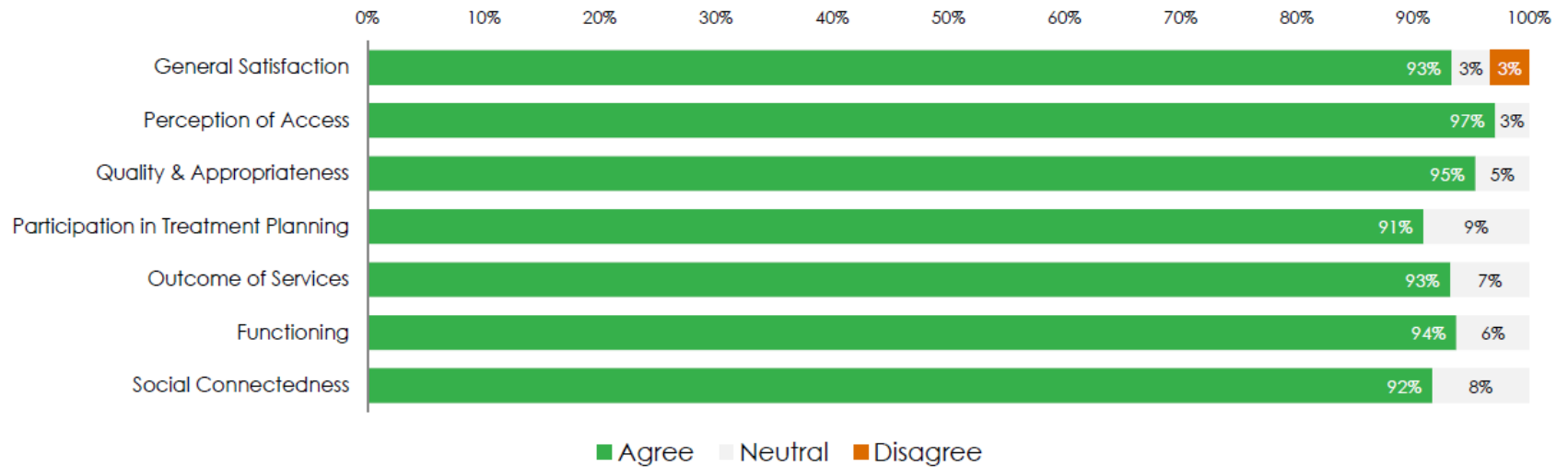


\*Note: There are 294 individuals who have completed (2) PHQ-9 within FY14-15; out of these 294, 99 people scored the first administration (baseline) between 27-10 (Severe - Moderate)

# Sample Outcomes: Performance Outcomes Quality Improvement (POQI)

**STAR** (N=12) NOV/2015

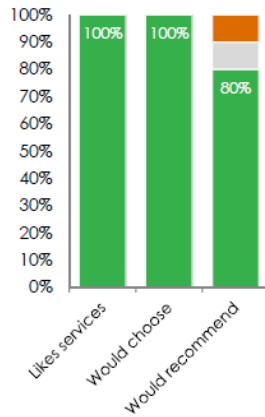
Satisfaction by Domain	Agree	Neutral	Disagree
General Satisfaction	93%	3%	3%
Perception of Access	97%	3%	0%
Quality & Appropriateness	95%	5%	0%
Participation in Treatment Planning	91%	9%	0%
Outcome of Services	93%	7%	0%
Functioning	94%	6%	0%
Social Connectedness	92%	8%	0%



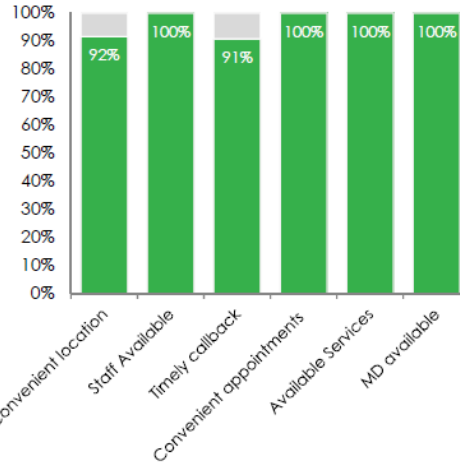
# Sample Outcomes: POQI (cont)

## STAR (N=12) NOV/2015

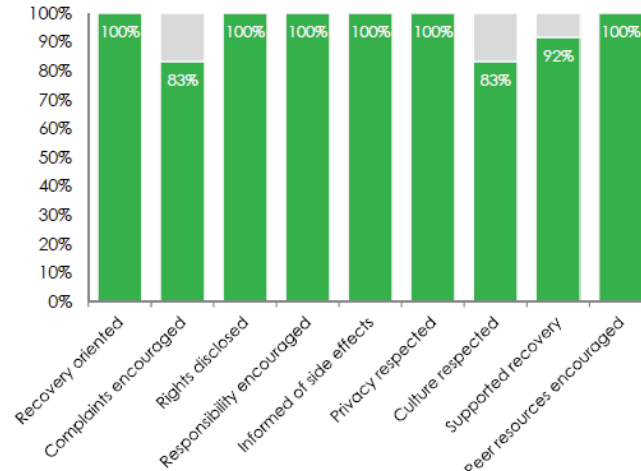
### General Satisfaction



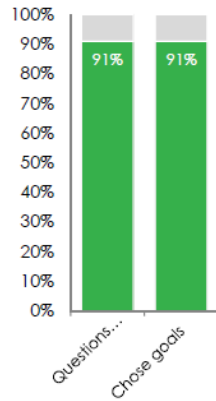
### Perception of Access



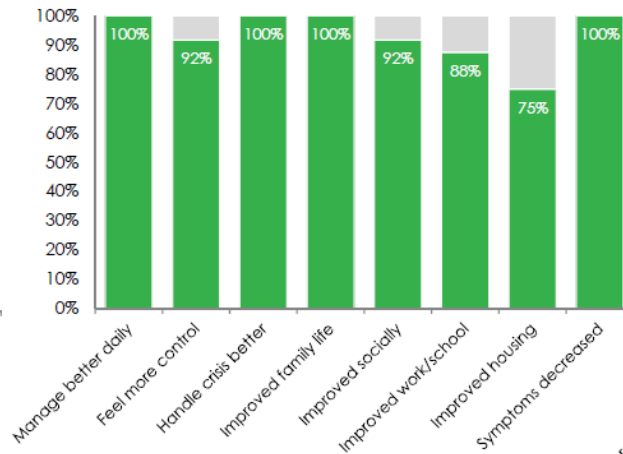
### Quality & Appropriateness



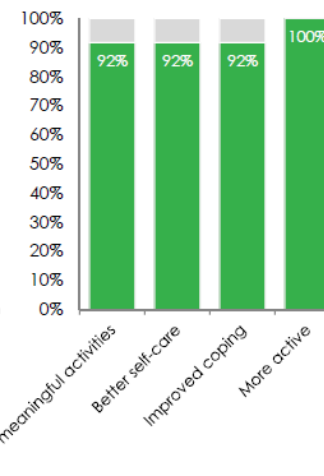
### Participation in Treatment Planning



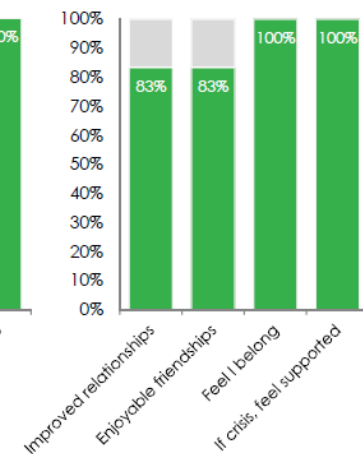
### Outcome of Services



### Functioning



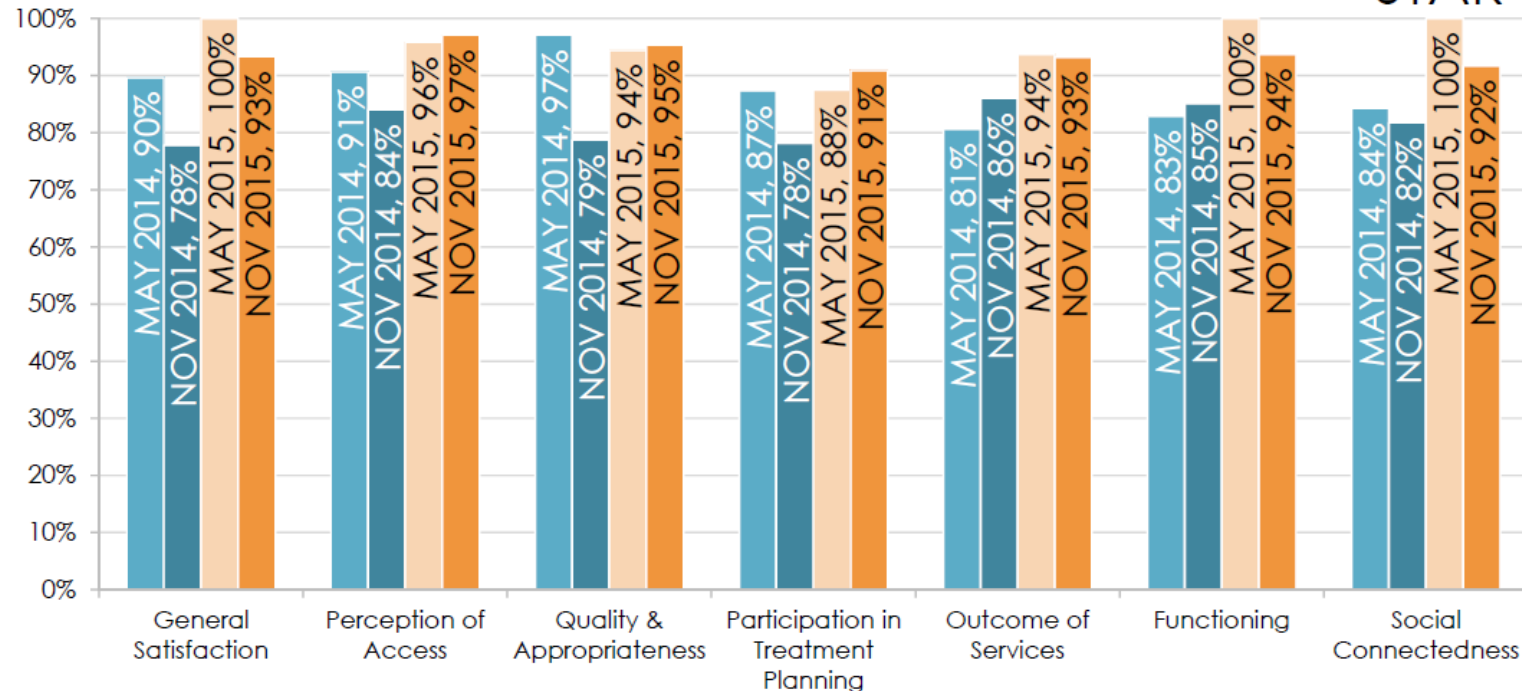
### Social Connectedness



# Sample Outcomes: POQI (cont)

STAR Satisfaction by Domain	N=16	N=19	N=4	N=12
	MAY 2014	NOV 2014	MAY 2015	NOV 2015
General Satisfaction	90%	78%	100%	93%
Perception of Access	91%	84%	96%	97%
Quality & Appropriateness	97%	79%	94%	95%
Participation in Treatment Planning	87%	78%	88%	91%
Outcome of Services	81%	86%	94%	93%
Functioning	83%	85%	100%	94%
Social Connectedness	84%	82%	100%	92%

POQI - Satisfaction by Domain  
STAR



# FSP OUTCOMES FY14-15

## STAR

FY14/15

PARTNER IMPROVEMENT

(N=50)




## HOPE

FY14/15

PARTNER IMPROVEMENT

(N=62)

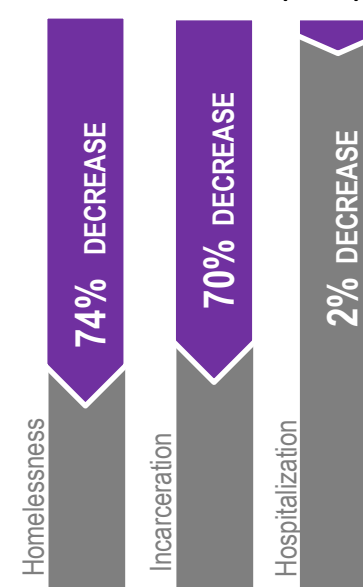


## ODYSSEY

FY14/15

PARTNER IMPROVEMENT

(N=79)



## TOTAL COST AVOIDANCE – FY 14-15

Hospitalization – \$437,000

Incarceration – \$330,000

(Room & Board only, treatment cost not included)



# FSP – KEY EVENT TRACKING

- **Living Situation**

- Homeless\*
- Shelter
- Independent/Alone
- Family/Friends
- Supervised Placement
- Hospital\*
- Residential Program
- Incarcerated\*

- **Education**

- Grade Level
- Enrollment Status

- **Employment**

- Competitive
- Supported
- Volunteer

- **Legal Issues**

- Arrests\*\*
- Probation
- Conservatorship
- Payee

- **Emergency Interventions\*\***

- Physical Health
- Mental Health
- Substance Use