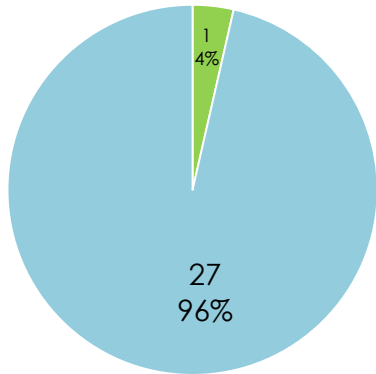


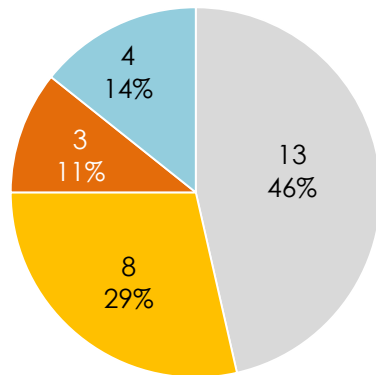
Demographics

By Age Group



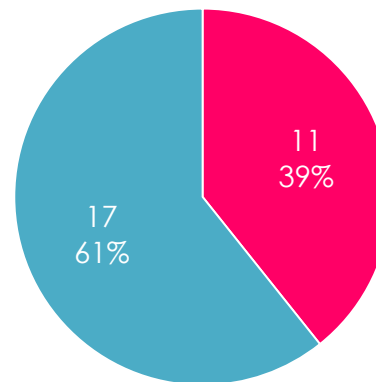
- Child (<17)
- Adult (18 to 26)

By Race/ Ethnicity



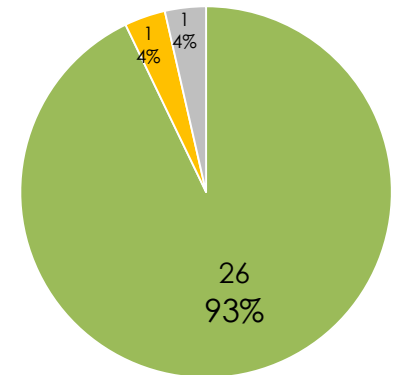
- Caucasian or White
- Hispanic
- Black or African American
- Other/ Unknown

By Gender



- Female
- Male

By Preferred Language



- English
- Spanish
- Vietnamese

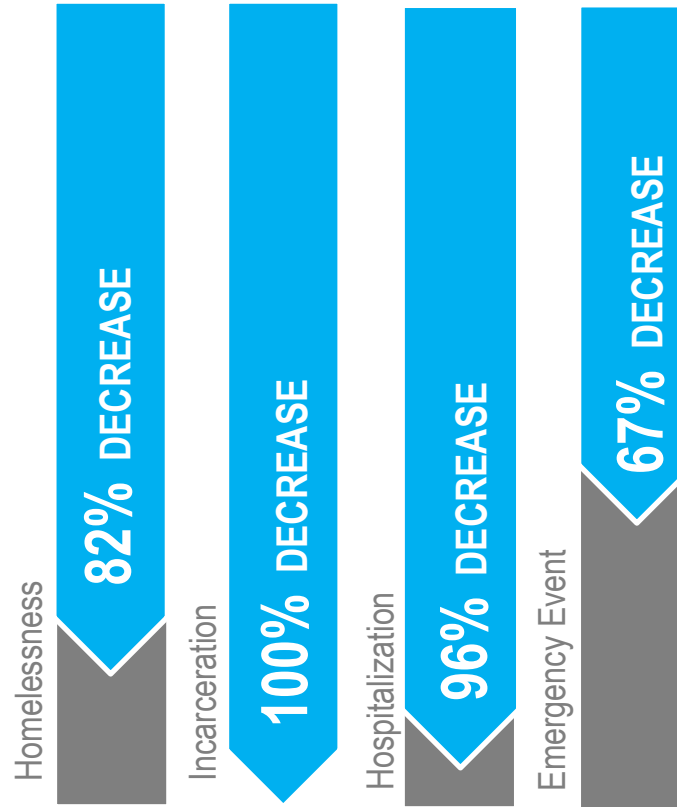


Services Provided

TAY	#of Unique Client	# of Services
Transitional Age Youth	27	642
Transitional Age Youth (Buckelew Program)	24	316
Transitional Age Youth (Sunny Hills)	20	326
Transitional Age Youth Medication	22	384
Transitional Age Youth Residential	6	1423
Other Programs	19	551
Vocational Services	1	16
Adult Mental Health Services	6	136
Crisis Stabilization	12	20
Managed Care	3	23
Adult Mental Health Services - MMHP	17	110
Crisis Residential	8	246
Total Count	28	3000

Outcomes

N=28
PARTNER IMPROVEMENT



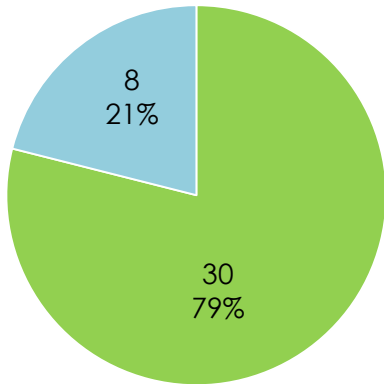
FSP FY14/15

CHILD TEAM

YES

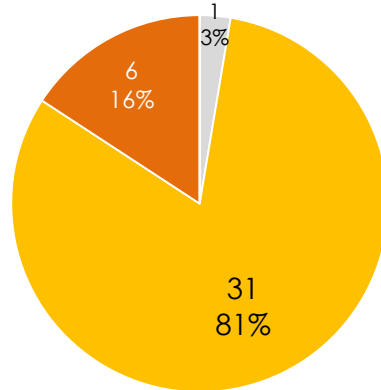
Demographics

By Age Group



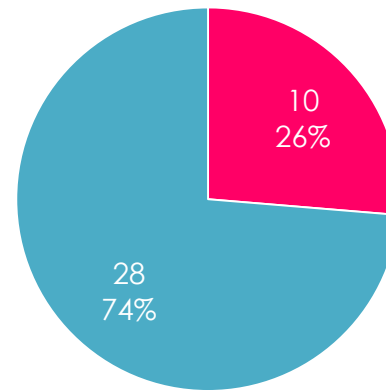
- Child (<17)
- Adult (18 to 22)

By Race/ Ethnicity



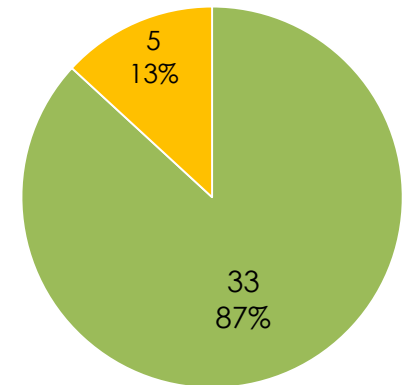
- Caucasian or White
- Hispanic
- Black or African American
- Other/ Unknown

By Gender



- Female
- Male

By Preferred Language



- English
- Spanish

FSP FY14/15

CHILD TEAM

YES

Services Provided

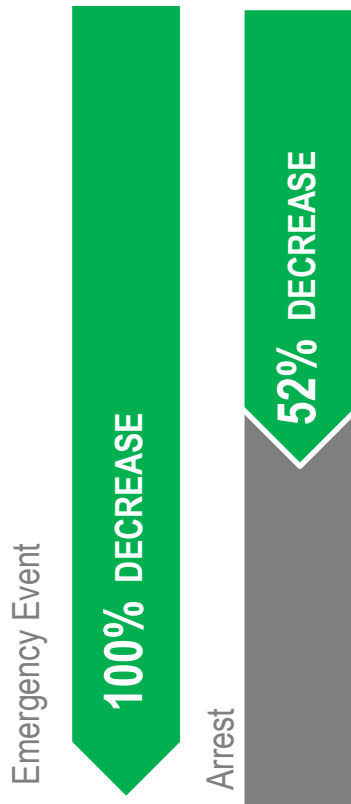
YES	#of Unique Client	# of Svcs
YFS - CSOC	36	1082
YFS - CSOC (CMHS-YFS: 3230 Kerner)	36	1079
YFS - CSOC (CAM)	2	3
YFS - Medication	7	42
Other Programs	13	482
Youth and Family - Mental Health Services	9	463
Crisis Stabilization	3	5
YFS - EPSDT	2	3
Managed Care	1	2
Total Count	38	1597

YES

Outcomes

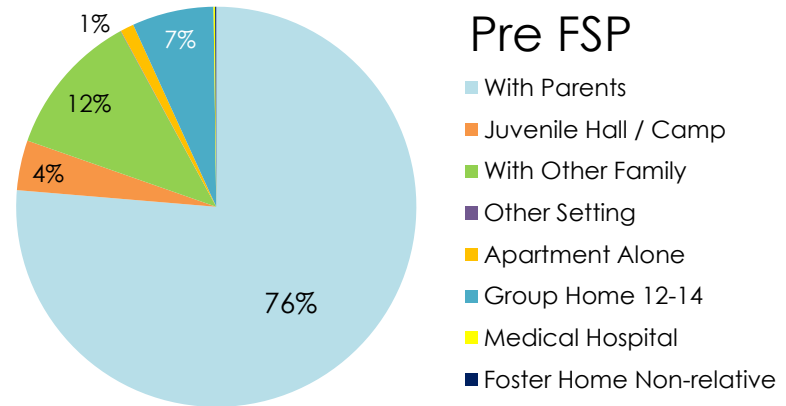
N=38

PARTNER IMPROVEMENT



Residential Setting

Pre FSP



During FSP Year 1

